

**STARWELD**  
BY STARCRAFT

**2024**

ALUMINUM FISHING BOATS



**STARWELD**  
BY STARCRAFT

**FLEX 19**

**PRO**

# STARWELD FLEX FUSION

# 2024



Scan to experience  
the Starweld adventure



**It's your Saturday morning ritual. Up before dawn. Meet up with friends. Stop for coffee and bait. Then show the fish who's really in charge.**

You're serious about fishing, and so is the 2024 lineup from Starweld. Designed with input from top tournament pros and full-time professional guides who are on the water every day of the year, Starweld models ride on Starcraft's legendary, full-length reverse chine hull for crisp handling and a smooth, dry ride, even in a heavy walleye chop. Starweld lets you choose the length, the layout and the features you want, without breaking the bank in the process.



# VICTORY — SPARK

## BY STARCRAFT

### BUILT WITHOUT COMPROMISE.

Fishing boats need to be tough, and that begins with a solid foundation. That's why every Starweld model rides on a high quality, fully welded deep-V hull that's built with heavy-duty, internal torsion beam construction for unmatched strength and durability. We don't cut corners, so every Starweld gets a full-length reverse chine hull that gives you faster planing times and a dry, smooth ride even with a full tournament load. We top that off with a choice of spacious floorplans with massive casting decks and flexible seating options. And we wrap it up with a long list of options that let you rig this boat just the way you want, like a trailerable ratchet cover, a stainless steel 3-step boarding ladder or your choice of the latest electronics— all factory installed.

### STARWELD PRO

**19 FLEX** DC PRO — 6-7  
**19 FLEX** T PRO

**17 FLEX** DC PRO — 8-9  
**17 FLEX** T PRO

**20 FUSION** DC PRO — 10-11  
**18 FUSION** DC PRO

**16 FUSION** DC PRO — 12-13  
**16 FUSION** SC PRO



### STARWELD

**18 FUSION** DC — 16-17  
**16 FUSION** DC  
**16 FUSION** SC

**20 VICTORY** DC — 18-19  
**18 VICTORY** DC  
**16 VICTORY** DC

**19 FLEX** DC — 20-21  
**17 FLEX** DC

**16 SPARK** DC — 22-23  
**16 SPARK** SC  
**16 SPARK** T

**CONSTRUCTION** — 24-25

**OVERVIEW & COMPARISON** — 26-27



FOLLOW US





# STARWELD PRO

## DESIGNED

### STANDARD FEATURES

- ▶ All-welded Construction with Lifetime Warranty
- ▶ Heavy .100"-gauge Hull
- ▶ Automotive-inspired Consoles with Speedometer, Tachometer, Volt Meter and Fuel Gauge
- ▶ Large, Durable Full Vinyl Bow and Casting Platforms
- ▶ Automatic Bilge
- ▶ JENSEN AM/FM Stereo w/ Bluetooth®
- ▶ Trolling Motor Panel
- ▶ SeaStar™ Hydraulic Steering (20 Pro & 18 Pro)
- ▶ Deck-mounted Cleats
- ▶ Lifetime +6 warranty



### POPULAR OPTIONS

- ▶ 12/24 Volt Trolling Motor
- ▶ Battery Charger
- ▶ Snap-on Cover
- ▶ Trailerable Ratchet Cover
- ▶ Bimini Top with Visor (N/A on SC)
- ▶ Full Enclosure (N/A on SC and T)
- ▶ Bow Cover
- ▶ Additional Fishing Seat
- ▶ Power Pedestal
- ▶ Stainless 3-step Boarding Ladder
- ▶ Full Wrap-around Walk-through Windshield
- ▶ In-dash Humminbird® HELIX 5 Sonar Unit

# FLEX



# BY THE PROS TO OUTPERFORM.

## DESIGNED BY CHAMPIONS

It's called the Pro Series for a reason. Designed with the input of top professional anglers who are on the water nearly every day of the year in every type of weather imaginable, Starweld Pro Series is as good as it gets. Built for big water and serious fishing, each model in our Pro Series cruises on our legendary all-welded, full-length reverse chine hull with its unequalled torsion beam stringer system for exceptional handling and durability. Then we add pro features, like flush-mount electronics, oversized aerated livewells and lockable storage for up to eight rods. Starweld Pro Series gives you everything you need and nothing you don't, so performance that will leave you head over heels doesn't have to cost you an arm and a leg.



**19 FLEX** DC PRO

**19 FLEX** T PRO

**17 FLEX** DC PRO

**17 FLEX** T PRO

**20 FUSION** DC PRO

**18 FUSION** DC PRO

**16 FUSION** DC PRO

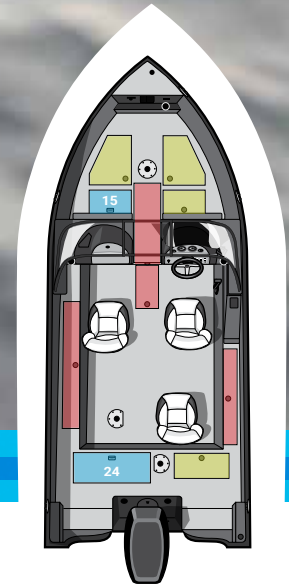
**16 FUSION** SC PRO

# FLEX

- ▶ Lockable Center Storage for Eight 7'6" Rods
- ▶ Lockable In-floor Storage
- ▶ 15-gallon Bow Livewell
- ▶ 24-gallon Stern Livewell with Bait Bucket



Explore the Flex Pro Series showroom!



CENTER ROD STORAGE

IN-FLOOR STORAGE

PRO

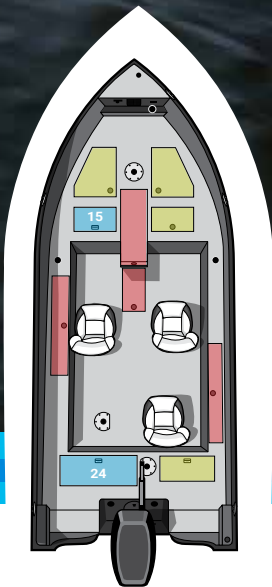
## 19 FLEX DC PRO MAXIMIZE FISHABILITY.

Length	Beam	Interior Depth	Transom Height	Dry Weight (lb)	Max. Capacity (lb)	Maximum HP	Fuel Capacity (gal.)	Aluminum Gauge	Length on Trailer	Available Colors
18'6"	92"	28"	25"	1403	1700	115	40	.100"	21'1"	Black




- ▶ Lockable Center Storage for Eight 7'6" Rods
- ▶ Lockable In-floor Storage

- ▶ 15-gallon Bow Livewell
- ▶ 24-gallon Stern Livewell with Bait Bucket



# 19 FLEX<sup>T</sup> PRO HARDCORE TILLER.

Length	Beam	Interior Depth	Transom Height	Dry Weight (lb)	Max. Capacity (lb)	Maximum HP	Fuel Capacity (gal.)	Aluminum Gauge	Length on Trailer	Available Colors
18'6"	92"	28"	25"	1273	1700	90	40	.100"	21'1"	 Black

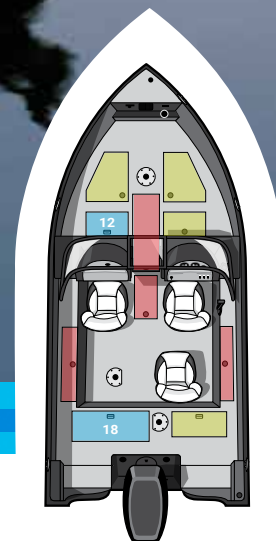
Starweld uses diurnal EPA certified tanks which may hold less than listed content by approximately 10%.

**PRO**



# FLEX

- ▶ Lockable Center Storage for Eight 7' Rods
- ▶ Lockable In-floor Storage
- ▶ 12-gallon Bow Livewell
- ▶ 18-gallon Stern Livewell with Bait Bucket



CENTER ROD STORAGE

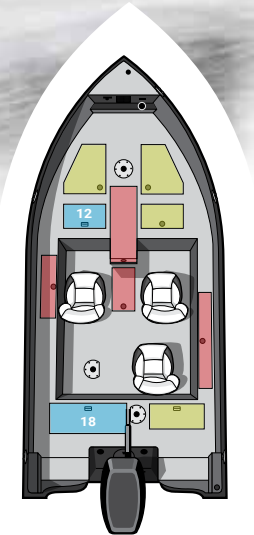
IN-FLOOR STORAGE

PRO

## 17 FLEX DC PRO FULLY LOADED.

Length	Beam	Interior Depth	Transom Height	Dry Weight (lb)	Max. Capacity (lb)	Maximum HP	Fuel Capacity (gal.)	Aluminum Gauge	Length on Trailer	Available Colors
16'4"	90"	26"	20"	1227	1410	115	26	.100"	20'9"	Black

- ▶ Lockable Center Storage for Eight 7' Rods
- ▶ Lockable In-floor Storage
- ▶ 12-gallon Bow Livewell
- ▶ 18-gallon Stern Livewell with Bait Bucket



# 17 FLEX<sup>T</sup> PRO NO EXCUSES.

Length	Beam	Interior Depth	Transom Height	Dry Weight (lb)	Max. Capacity (lb)	Maximum HP	Fuel Capacity (gal.)	Aluminum Gauge	Length on Trailer	Available Colors
16'4"	90"	26"	20"	1077	1410	75	26	.100"	20'9"	Black

Starweld uses diurnal EPA certified tanks which may hold less than listed content by approximately 10%.

PRO



# FUSION

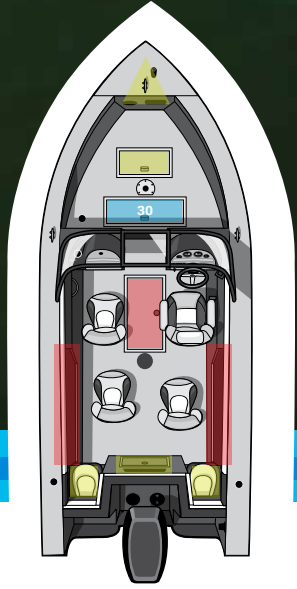
- ▶ Lockable In-floor Storage for Six 6'6" Rods
- ▶ 30-gallon Bow Livewell
- ▶ Deep Drained Splash Well with Removable Rear Jump Seats for Ultimate Fishability in Rear of Boat
- ▶ In-dash Humminbird® HELIX 5 Sonar Unit



Explore the Fusion Pro Series showroom!




**HONDA**  
**MARINE**



**PRO**

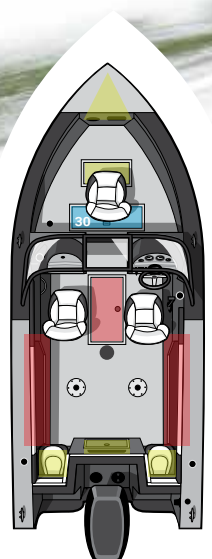
## 20 FUSION DC PRO STATE-OF-THE-ART ANGLER.

Length	Beam	Interior Depth	Transom Height	Dry Weight (lb)	Max. Capacity (lb)	Maximum HP	Fuel Capacity (gal.)	Aluminum Gauge	Length on Trailer	Available Colors
19'5"	92"	31"	25"	1498	1950	175	40	.100"	21'1"	 Silver with Black Stripe


*Starweld uses diurnal EPA certified tanks which may hold less than listed content by approximately 10%.*



- ▶ Lockable In-floor Storage for Six 6'6" Rods
- ▶ Deep Drained Splash Well with Removable Rear Jump Seats for Ultimate Fishability in Rear of Boat
- ▶ 30-gallon Bow Livewell
- ▶ In-dash Humminbird® HELIX 5 Sonar Unit



# 18 FUSION DC PRO TAKE OFF, TAKE CHARGE.

Length	Beam	Interior Depth	Transom Height	Dry Weight (lb)	Max. Capacity (lb)	Maximum HP	Fuel Capacity (gal.)	Aluminum Gauge	Length on Trailer	Available Colors
17'4"	90"	26"	25"	1165	1625	115	26	.100"	19'9"	 Silver with Black Stripe

*Starweld uses diurnal EPA certified tanks which may hold less than listed content by approximately 10%.*

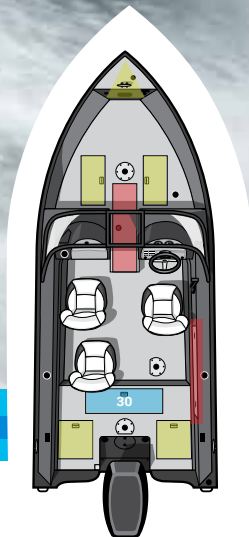
**PRO**



# FUSION



- ▶ Lockable In-floor Storage for Six 6'6" Rods
- ▶ Full Wrap-around Walk-through Windshield
- ▶ 30-gallon Stern Livewell
- ▶ In-dash Humminbird® HELIX 5 Sonar Unit




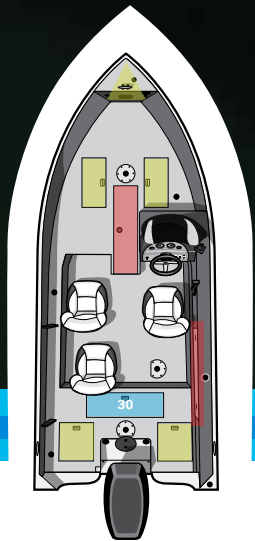
**PRO**

## 16 FUSION DC PRO SMALL AND MIGHTY.


Length	Beam	Interior Depth	Transom Height	Dry Weight (lb)	Max. Capacity (lb)	Maximum HP	Fuel Capacity (gal.)	Aluminum Gauge	Length on Trailer	Available Colors
16'6"	82"	25"	20"	925	1365	90	13	.100"	18'4"	Silver with Black Stripe



- ▶ 30-gallon Stern Livewell
- ▶ Lockable Center Storage for Six 6'6" Rods
- ▶ Side Console for Maximum Floor Space
- ▶ In-dash Humminbird® HELIX 5 Sonar Unit



# 16 FUSION SC PRO READY. SET. GONE.

Length	Beam	Interior Depth	Transom Height	Dry Weight (lb)	Max. Capacity (lb)	Maximum HP	Fuel Capacity (gal.)	Aluminum Gauge	Length on Trailer	Available Colors
16'6"	82"	25"	20"	925	1365	90	13	.100"	18'4"	 Silver with Black Stripe

Starweld uses diurnal EPA certified tanks which may hold less than listed content by approximately 10%.

**PRO**



# STARWELD A CUSTOM

## STANDARD FEATURES

- ▶ All-welded Construction with Lifetime Warranty
- ▶ Heavy .100"-gauge Hull
- ▶ Automotive-inspired Consoles with Speedometer, Tachometer, Volt Meter and Fuel Gauge
- ▶ Large, Durable Full Vinyl Bow and Casting Platforms
- ▶ Lockable Rod Storage
- ▶ JENSEN AM/FM w/ Bluetooth® (N/A on Spark)
- ▶ Ski Pylon (Victory)
- ▶ Lifetime +6 warranty



## POPULAR OPTIONS

- ▶ 12/24 Volt Trolling Motor
- ▶ Battery Charger
- ▶ In-dash Humminbird® HELIX 5 Sonar Unit
- ▶ Snap-on Cover
- ▶ Trailerable Ratchet Cover
- ▶ Bimini Top with Visor (N/A on SC)
- ▶ Full Enclosure (N/A on SC)
- ▶ Additional Fishing Seat
- ▶ Power Pedestal
- ▶ Stainless Steel 3-step Boarding Ladder
- ▶ Full Wrap-around Walk-through Windshield
- ▶ SeaStar™ Hydraulic Steering

# EXPERIENCE COMES STANDARD.

## BECAUSE TIME ON THE WATER MATTERS

Do you live for the weekend? So do we. That's why we build every Starweld as if we were building it for ourselves, with a heavy duty, .100"-gauge welded aluminum hull that's backed with a lifetime warranty. It's why we focus on features that matter, like a spacious, raised bow casting deck, an oversized aerated livewell and plenty of freeboard so there's always ample space for your gear. And because time on the water is best when it's shared with friends and family, we give you the option to personalize your boat with a wide range of options, from electronics upgrades to a Bimini top.



**18 FUSION** DC

**16 FUSION** DC

**16 FUSION** SC

**20 VICTORY** DC

**18 VICTORY** DC

**16 VICTORY** DC

**19 FLEX** DC

**17 FLEX** DC

**16 SPARK** DC

**16 SPARK** SC

**16 SPARK** T

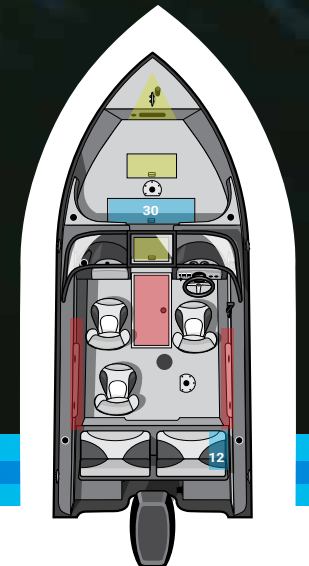
VICTORY SPARK

# FUSION




Explore the Fusion Series showroom!

- ▶ Lockable In-floor Storage for Six 6'6" Rods
- ▶ 30-gallon Bow Livewell
- ▶ 12-gallon Stern Livewell
- ▶ Convertible Rear Flip-down Bench
- ▶ In-dash Humminbird® HELIX 5 Sonar Unit



## 18 FUSION DC BUILT FOR "BEST TRIP EVER."

Length	Beam	Interior Depth	Transom Height	Dry Weight (lb)	Max. Capacity (lb)	Maximum HP	Fuel Capacity (gal.)	Aluminum Gauge	Length on Trailer	Available Colors
17'4"	90"	26"	20"	1165	1625	115	26	.100"	21'1"	 Silver with Black Stripe



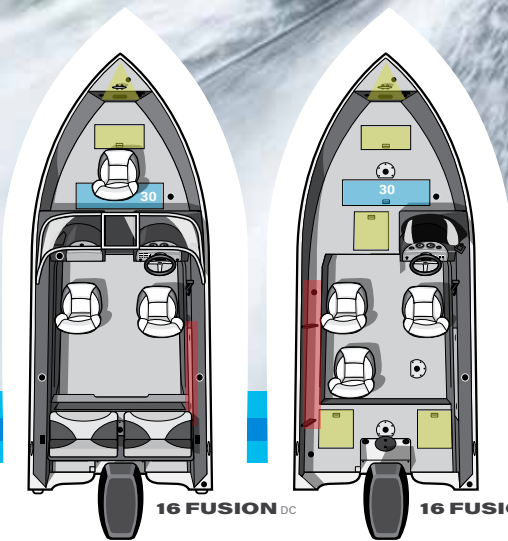
# 16 FUSION<sup>DC</sup>

# 16 FUSION<sup>SC</sup>

- ▶ Convertible Rear Flip-down Split Bench Seat
- ▶ Top-mounted Storage for 7' Rods
- ▶ 30-gallon Bow Livewell
- ▶ Full Wrap-around Walk-through Windshield
- ▶ In-dash Humminbird® HELIX 5 Sonar Unit



- ▶ Top-mounted Storage for 7' Rods
- ▶ Side-mounted Rod Holders
- ▶ 30-gallon Bow Livewell
- ▶ Side Console for Maximum Floor Space
- ▶ In-dash Humminbird® HELIX 5 Sonar Unit



16 FUSION<sup>DC</sup>

16 FUSION<sup>SC</sup>



*Starweld uses diurnal EPA certified tanks which may hold less than listed content by approximately 10%.*

## THE LIGHTWEIGHT BOAT WITH HEAVYWEIGHT FLAIR.

	Length	Beam	Interior Depth	Transom Height	Dry Weight (lb)	Max. Capacity (lb)	Maximum HP	Fuel Capacity (gal.)	Aluminum Gauge	Length on Trailer	Available Colors
<b>16 FUSION<sup>DC</sup></b>	16'6"	82"	25"	20"	925	1365	90	13	.100"	18'4"	Silver with Black Stripe
<b>16 FUSION<sup>SC</sup></b>	16'6"	82"	25"	20"	925	1365	90	13	.100"	18'4"	Silver with Black Stripe

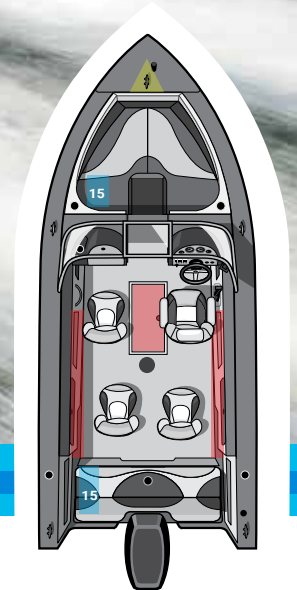


# VICTORY





Explore the Victory Series showroom!

- ▶ Full Vinyl Cockpits
- ▶ Lockable In-floor Storage for Six 6'6" Rods
- ▶ Ski Pylon
- ▶ Convertible Rear Flip-down Bench
- ▶ Removable Bow Cushions for Flexibility
- ▶ 15-gallon Bow Livewell
- ▶ 15-gallon Stern Livewell
- ▶ SeaStar™ Hydraulic Steering



SHOWN WITH OPTIONAL SONAR UNIT.

## 20 VICTORY DC VICTORY IS YOURS.

Length	Beam	Interior Depth	Transom Height	Dry Weight (lb)	Max. Capacity (lb)	Maximum HP	Fuel Capacity (gal.)	Aluminum Gauge	Length on Trailer	Available Colors
19'5"	92"	31"	25"	1498	1950	175	40	.100"	21'1"	 White / Black Graphic / Gray Interior  White / Black Graphic / Cognac Interior



# 18 VICTORY<sup>DC</sup>

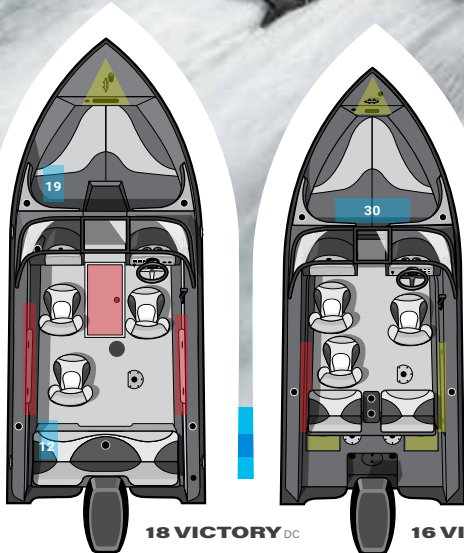


- ▶ Full Vinyl Cockpits
- ▶ Top-mounted Port Storage for 7' Rods
- ▶ Lockable In-floor Storage for Six 6'6" Rods
- ▶ Ski Pylon
- ▶ Convertible Rear Flip-down Bench
- ▶ Removable Bow Cushions for Flexibility
- ▶ 19-gallon Bow Livewell
- ▶ 12-gallon Stern Livewell



# 16 VICTORY<sup>DC</sup>

- ▶ Full Vinyl Cockpits
- ▶ 30-gallon Bow Livewell
- ▶ Top-mounted Port Storage for 7' Rods
- ▶ Ski Pylon
- ▶ Convertible Rear Flip-down Bench
- ▶ Removable Bow Cushions for Flexibility



18 VICTORY<sup>DC</sup>

16 VICTORY<sup>DC</sup>



SHOWN WITH OPTIONAL SONAR UNIT.

FEATURES SHOWN HERE ARE FOR 18 VICTORY DC MODEL.

Starweld uses diurnal EPA certified tanks which may hold less than listed content by approximately 10%. Hydraulic steering is required for all HP115 and above.

## ACTION HEROES.

	Length	Beam	Interior Depth	Transom Height	Dry Weight (lb)	Max. Capacity (lb)	Maximum HP	Fuel Capacity (gal.)	Aluminum Gauge	Length on Trailer	Available Colors
<b>18 VICTORY<sup>DC</sup></b>	17'4"	90"	26"	20"	1165	1625	115	26	.100"	19'9"	White / Black Graphic / Gray Interior White / Black Graphic / Cognac Interior
<b>16 VICTORY<sup>DC</sup></b>	16'6"	82"	25"	20"	925	1365	90	13	.100"	18'4"	White / Black Graphic / Gray Interior White / Black Graphic / Cognac Interior



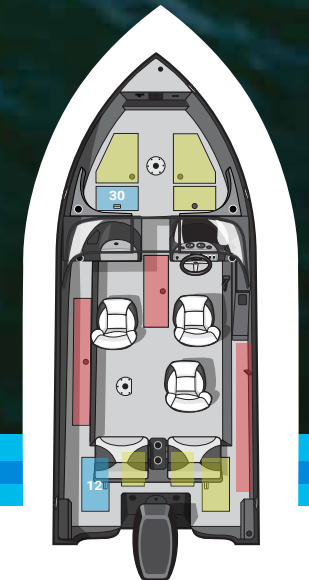
# FLEX



Explore the Flex Series showroom!




- ▶ Full Vinyl Floor and Casting Platforms
- ▶ Removable Bow Cushions for Flexibility
- ▶ Convertible Rear Flip-down Bench
- ▶ Top-mounted Port and Starboard Storage for 7' Rods
- ▶ Lockable In-floor Storage for Six 6'6" Rods
- ▶ 30-gallon Bow Livewell
- ▶ 12-gallon Stern Livewell

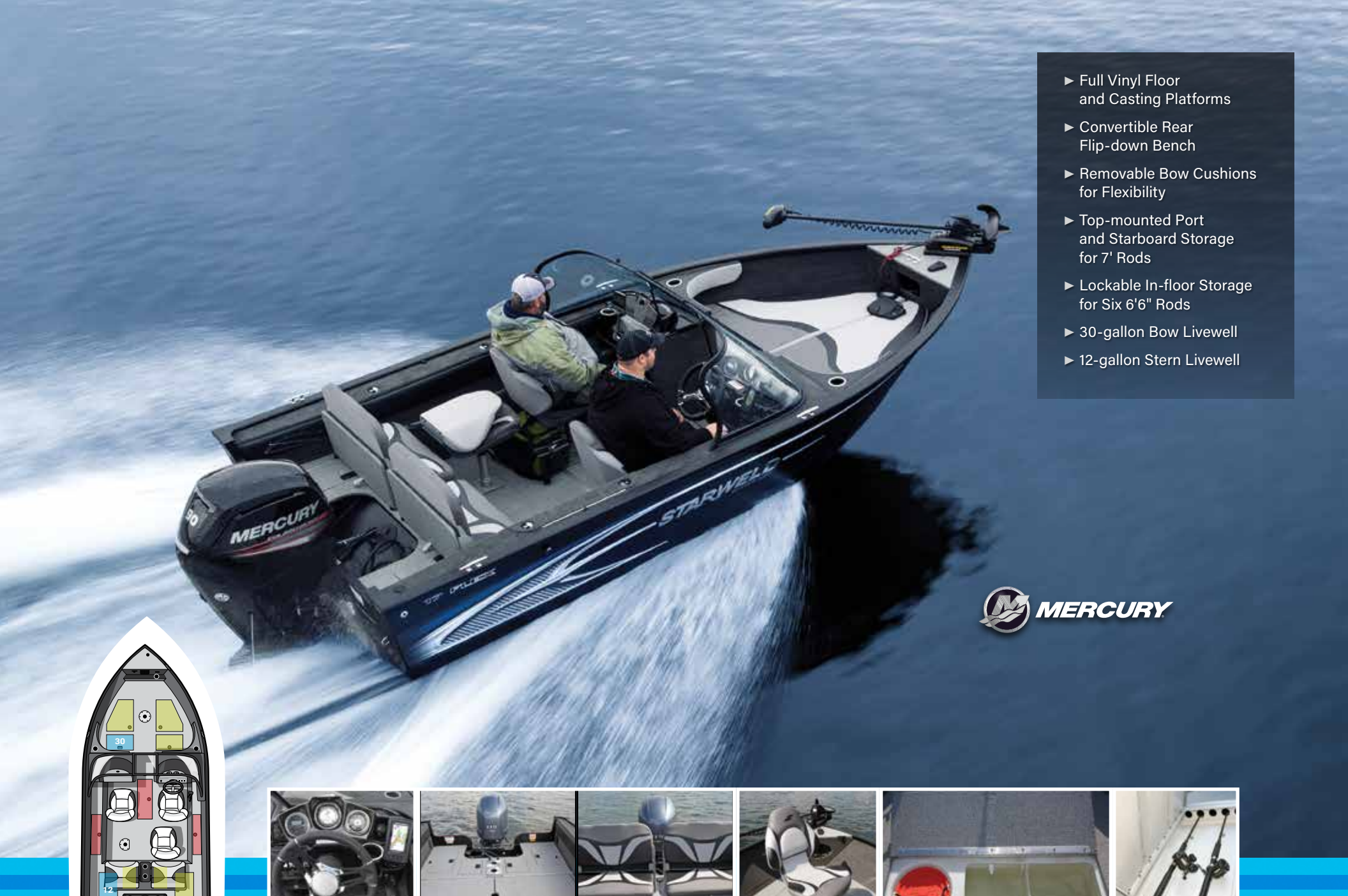


SHOWN WITH OPTIONAL SONAR UNIT.

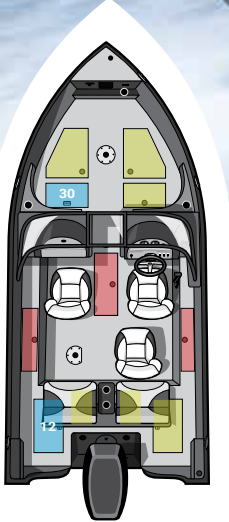
## 19 FLEX DC CROWD PLEASER.

Length	Beam	Interior Depth	Transom Height	Dry Weight (lb)	Max. Capacity (lb)	Maximum HP	Fuel Capacity (gal.)	Aluminum Gauge	Length on Trailer	Available Colors
18'6"	92"	28"	20"	1395	1700	115	40	.100"	20'9"	 Black





- ▶ Full Vinyl Floor and Casting Platforms
- ▶ Convertible Rear Flip-down Bench
- ▶ Removable Bow Cushions for Flexibility
- ▶ Top-mounted Port and Starboard Storage for 7' Rods
- ▶ Lockable In-floor Storage for Six 6'6" Rods
- ▶ 30-gallon Bow Livewell
- ▶ 12-gallon Stern Livewell



SHOWN WITH OPTIONAL SONAR UNIT.

# 17 FLEX DC WHEN FISHING COMES FIRST.

Length	Beam	Interior Depth	Transom Height	Dry Weight (lb)	Max. Capacity (lb)	Maximum HP	Fuel Capacity (gal.)	Aluminum Gauge	Length on Trailer	Available Colors
16'4"	90"	26"	20"	1227	1410	115	26	.100"	19'9"	<div style="display: inline-block; width: 15px; height: 10px; background-color: black; margin-right: 5px;"></div> Black

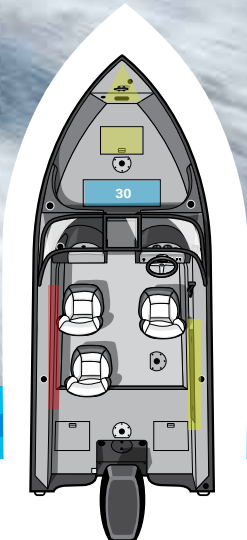
Starweld uses diurnal EPA certified tanks which may hold less than listed content by approximately 10%.

# SPARK




Explore the Spark Series showroom!

- ▶ Full Vinyl Floor and Casting Platforms
- ▶ Full Wrap-around Walk-through Windshield
- ▶ Top-mounted Port Rod Storage
- ▶ 30-gallon Bow Livewell
- ▶ Portable Fuel Tank



SHOWN WITH OPTIONAL SONAR UNIT.

## 16 SPARK<sup>DC</sup> NOWHERE TO HIDE.

Length	Beam	Interior Depth	Transom Height	Dry Weight (lb)	Max. Capacity (lb)	Maximum HP	Fuel Capacity (gal.)	Aluminum Gauge	Length on Trailer	Available Colors
16'6"	82"	25"	20"	925	1365	90	Portable Tank	.100"	18'4"	 Black



# 16 SPARK<sup>SC</sup>

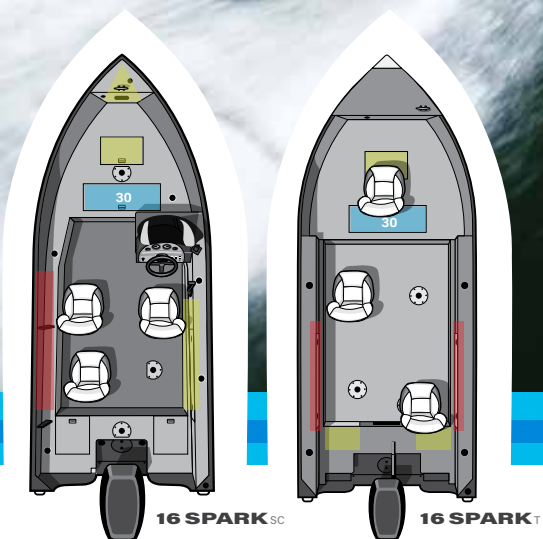


- ▶ Full Vinyl Floor and Casting Platforms
- ▶ Top-mounted Port Storage for Three 7' Rods
- ▶ 30-gallon Bow Livewell
- ▶ Portable Fuel Tank

# 16 SPARK<sup>T</sup>



- ▶ 30-gallon Bow Livewell
- ▶ Full Vinyl Floor and Casting Platforms
- ▶ Top-mounted Port for 3 7'0" Rods
- ▶ Starboard Open Storage for 7'0" Rods
- ▶ Portable Fuel Tank



*Starweld uses diurnal EPA certified tanks which may hold less than listed content by approximately 10%.*

## MORE BOAT, LESS BUCKS.

	Length	Beam	Interior Depth	Transom Height	Dry Weight (lb)	Max. Capacity (lb)	Maximum HP	Fuel Capacity (gal.)	Aluminum Gauge	Length on Trailer	Available Colors
<b>16 SPARK<sup>SC</sup></b>	16'6"	82"	25"	20"	925	1365	90	Portable Tank	.100"	18'4"	Black
<b>16 SPARK<sup>T</sup></b>	16'6"	82"	25"	20"	850	1300	60	Portable Tank	.100"	18'4"	Black



THE INDUSTRY'S BEST WARRANTY. PERIOD.



1



10

11



9




8

ASK YOUR DEALER ABOUT FACTORY-INSTALLED OPTIONS FROM





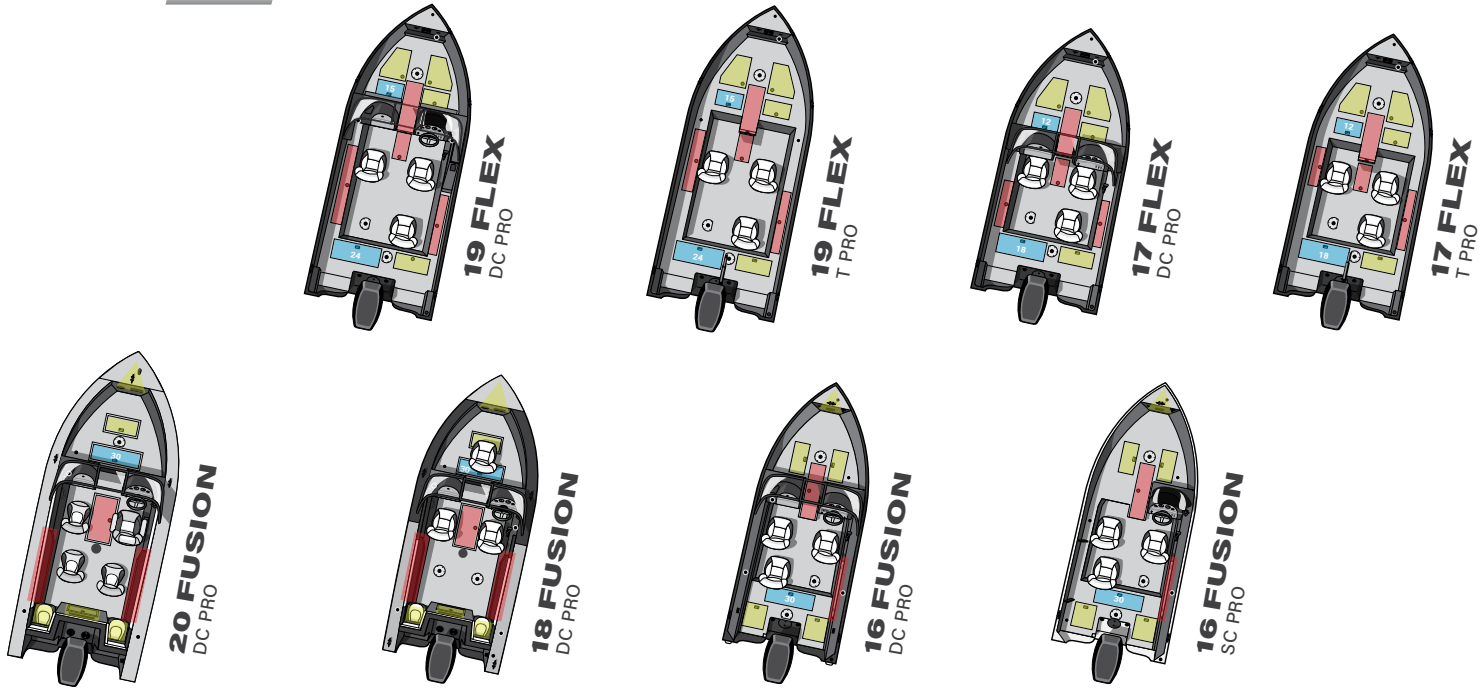
# BUILT & BACKED BY STARCRAFT.



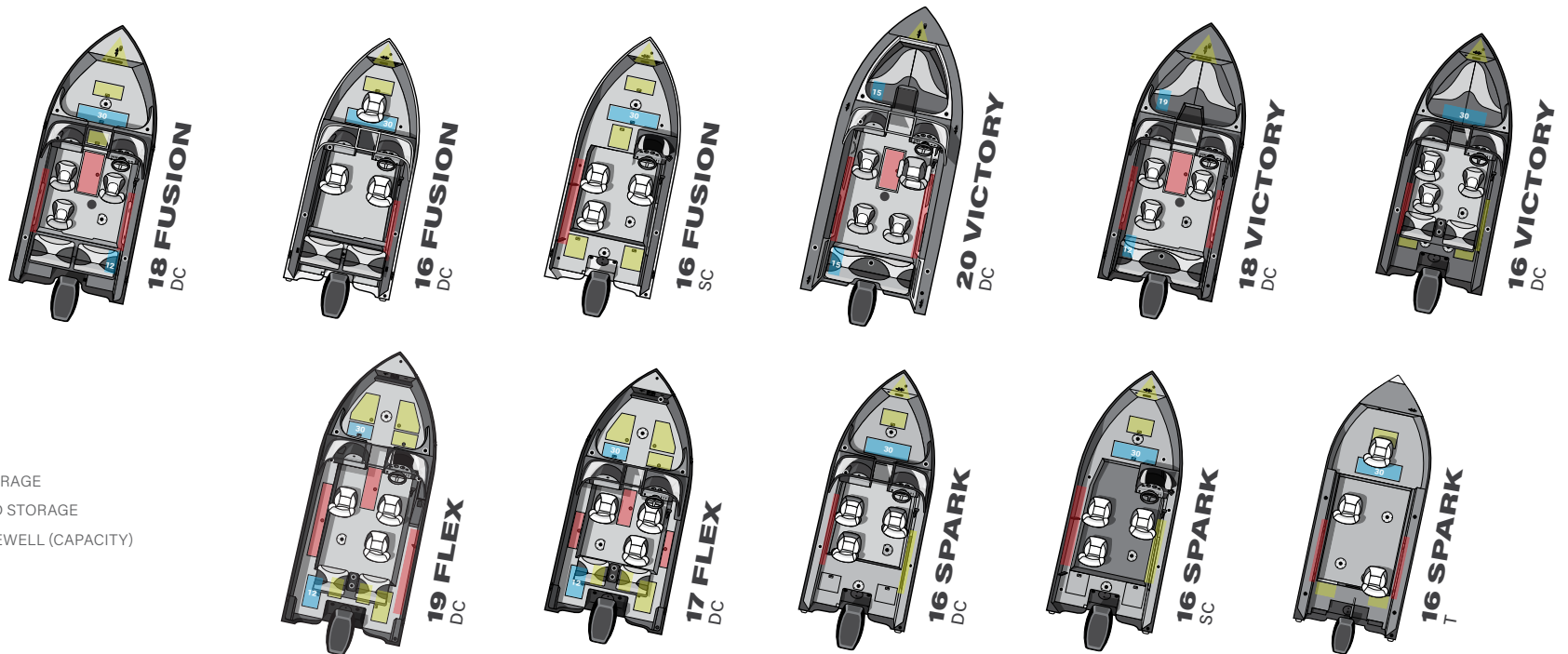
- 1 All-welded Construction**  
Every Starweld offers the toughness and reliability of all-welded, marine-grade aluminum construction that's backed by a lifetime warranty on all seams.
- 2 Premium Console**  
Starweld consoles are automotive inspired and feature flush-mount sonar graphs along with speedometer, tachometer, voltmeter and fuel gauge.
- 3 FreshCatch Livewells**  
Our aerated livewells are timed for convenience and feature a PowerStream nozzle, a single bilge and black through-hulls. *(See model lineup for location and sizes.)*
- 4 Lockable Rod Storage**  
Provides plenty of secure storage space for your gear and keeps the floor free of obstructions. *(See model lineup for in-floor, bow, stern, port and starboard locations.)*
- 5 Injection Flotation Foam**  
On a Starweld, foam is injected, not poured, between the floor and hull — filling all air pockets. This provides greater strength and buoyancy and reduces noise.
- 6 Large Aft Casting Platforms**  
Because Starweld boats are all about fishing, they have the largest aft casting platforms in their class.
- 7 Torsion Beam Construction**  
Instead of the flat I-beams you find on many boats, Starweld uses the exclusive Starcraft Torsion Beam Construction (TBC) stringer system for exceptional strength and shock absorption.
- 8 Convertible Rear Bench and Stern Seats**  
Allow you to quickly go from leisure to fishing.
- 9 Twice-baked Painted Hull**  
Starweld fully-painted hulls provide showroom looks designed to last for years.
- 10 Reverse Chine Hull**  
The Starweld full-length reverse chine hull pushes water down and away from the boat for quicker planing, improved cornering and a smoother, drier ride.
- 11 Machine-formed Ribs**  
Our unique machine-formed ribs are stronger and more flexible than the heavy two-ply aluminum used by many competitors.

**STARWELD** GET TOURNAMENT READY FOR LESS.

**PRO**



**STARWELD** THE POWER TO CHOOSE YOUR RIG FOR THE WAY YOU FISH.



- STORAGE
- ROD STORAGE
- LIVEWELL (CAPACITY)



# THE INDUSTRY'S BEST WARRANTY. PERIOD.

Only a company with the proven history and longevity of a brand like Starcraft can offer you this:

- Limited lifetime warranty on hull and structure
- 6-year warranty on all components, carpet, upholstery and electronics\*
- All parts and labor
- Transferable to second owner



For the latest news, model updates and other information, please visit [STARCRAFTSTARWELD.COM](http://STARCRAFTSTARWELD.COM).

# BUILT & BACKED BY STARCRAFT.



## 2024 MODEL SPECIFICATIONS

	19 FLEX DC PRO	19 FLEX T PRO	17 FLEX DC PRO	17 FLEX T PRO	20 FUSION DC PRO	18 FUSION DC PRO	16 FUSION DC PRO	16 FUSION SC PRO	18 FUSION DC	16 FUSION DC	16 FUSION SC	20 VICTORY DC	18 VICTORY DC	16 VICTORY DC	19 FLEX DC	17 FLEX DC	16 SPARK DC	16 SPARK SC	16 SPARK T
Length	18'6"	18'6"	16'4"	16'4"	19'5"	17'4"	16'6"	16'6"	17'4"	16'6"	16'6"	19'5"	17'4"	16'6"	18'6"	16'4"	16'6"	16'6"	16'6"
Beam	92"	92"	90"	90"	92"	90"	82"	82"	90"	82"	82"	92"	90"	82"	92"	90"	82"	82"	82"
Interior Depth	28"	28"	26"	26"	31"	26"	25"	25"	26"	25"	25"	31"	26"	25"	28"	26"	25"	25"	25"
Transom Height	25"	25"	20"	20"	25"	25"	20"	20"	20"	20"	20"	25"	20"	20"	20"	20"	20"	20"	20"
Dry Weight (lb)	1403	1273	1227	1077	1498	1165	925	925	1165	925	925	1498	1165	925	1395	1227	925	925	850
Maximum Capacity (lb)	1700	1700	1410	1410	1950	1625	1365	1365	1625	1365	1365	1950	1625	1365	1700	1410	1365	1365	1300
Maximum HP	115	90	115	75	175	115	90	90	115	90	90	175	115	90	150	115	90	90	60
Fuel Capacity (gal.)	40	40	26	26	40	26	13	13	26	13	13	40	26	13	40	26	Portable Tank	Portable Tank	Portable Tank
Aluminum Gauge	.100"	.100"	.100"	.100"	.100"	.100"	.100"	.100"	.100"	.100"	.100"	.100"	.100"	.100"	.100"	.100"	.100"	.100"	.100"
Length on Trailer	21'1"	21'1"	20'9"	20'9"	21'1"	19'9"	18'4"	18'4"	19'9"	18'4"	18'4"	21'1"	19'9"	18'4"	20'9"	19'9"	18'4"	18'4"	18'4"

Starweld uses diurnal EPA certified tanks which may hold less than listed content by approximately 10%.

\* Some exceptions may apply.

STARWELD PROUDLY OFFERS:



## STARWELD

BY STARCRAFT

For the latest news, model updates and other information,  
please visit [STARCRAFTSTARWELD.COM](http://STARCRAFTSTARWELD.COM)

FOLLOW US



SMOKER CRAFT, INC.



The specifications of any Starweld boat are  
subject to change without notice. Overheads  
are not to scale in this catalog. Printed 12/23.  
Updated 2/8/24.



using ABYC standards